


DOWN DRAFT TABLES

ENHANCE YOUR WORKSPACE WITH
RGI DOWNDRAFT TABLES



STANDARD DOWNDRAFT TABLE

MODEL DD60



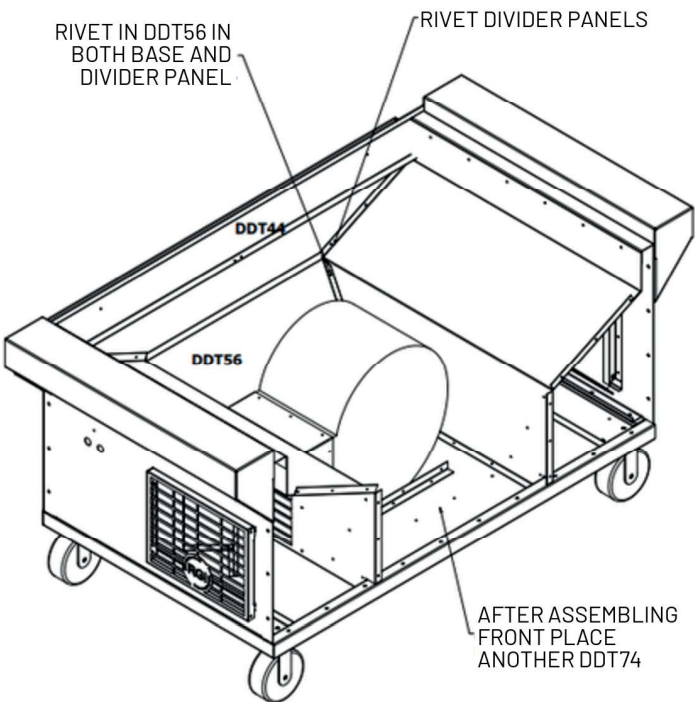
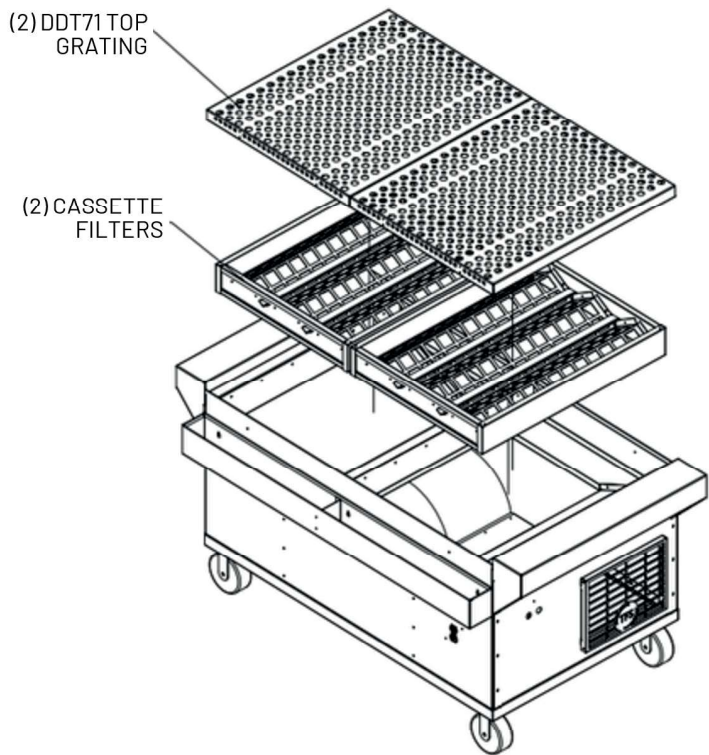
STANDARD DOWNDRAFT TABLE

The DD60 offers a spacious work surface with efficient airflow management, making it ideal for a range of applications.

CODE COMPLIANCE

Helps meet OSHA requirement 1910:1000 for industrial air quality

STANDARD DOWNDRAFT TABLE									
	Dimensions 36" / 60" / 36"	Velocity 150 - 400 FPM	Capacity 2000 CFM-5000 CFM	Construction 14 & 16 Gauge Uni-body	Power 120V 15 AMP 1PH	Motor Direct drive blower motor with VFD	Clean-out tray Removable clean-out tray	Self-Contained No outside ducting necessary	Self-Contained Optional non-sparking table grates, vent back, side wings, and fan wheel



DOWNDRAFT TABLE WITH BACK WALL EXHAUST

MODEL DDT60BD



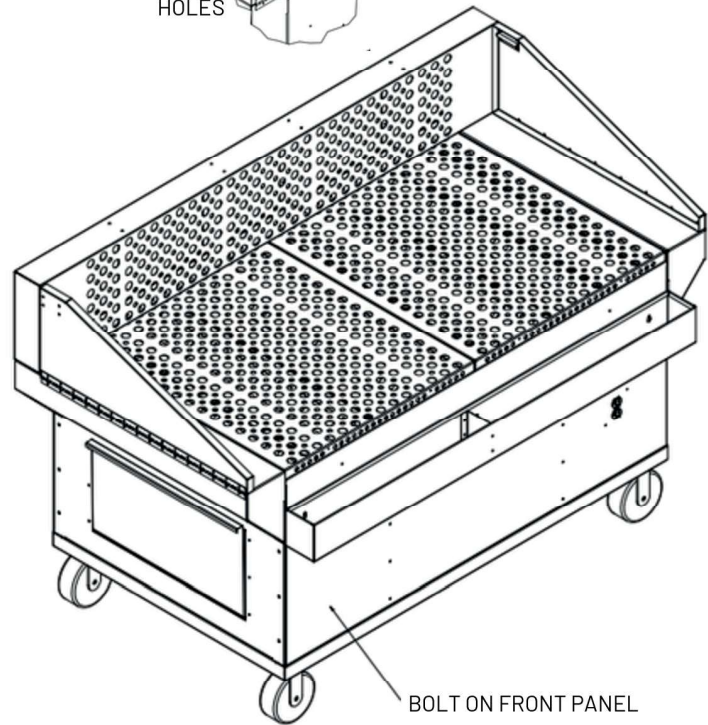
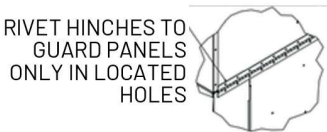
DOWNDRAFT TABLE WITH BACK WALL EXHAUST PLENUM

The DDT60BD includes a back draft plenum for enhanced ventilation, providing an extra range of ventilation for demanding tasks.

CODE COMPLIANCE

Helps meet OSHA requirement 1910:1000 for industrial air quality


DOWNDRAFT TABLE WITH EXHAUST WALL									
	Dimensions 36" / 60" / 36"	Velocity 150 - 400 FPM	Capacity 2000 CFM-5000 CFM	Construction 14 & 16 Gauge Uni-body	Power 120V 15 AMP 1PH	Motor Direct drive blower motor with VFD	Clean-out tray Removable clean-out tray	Self-Contained No outside ducting necessary	Self-Contained Optional non-sparking table grates, vent back, side wings, and fan wheel



CODE COMPLIANCE

RGI manufactures and designs paint booths to meet applicable industry codes and standards. Please be aware that local requirements may vary from national codes. RGI recommends consulting local authorities before purchasing paint booths.

- Reference NFPA 33 and Chapter 24 of the International Fire Code (IFC) for spray applications using flammable and combustible materials.
- Reference NFPA 86 and Chapter 30 of the IFC for curing and drying applications.
- Many components and product lines are ETL and ETL-C listed, indicating compliance with North American safety



BUILT WITH BACK DRAFT PLENUM FOR EXTRA RANGE OF VENTILATION

DOWNDRAFT TABLE WITH TOP LIGHT

MODEL DD60LP












DOWNDRAFT TABLE WITH TOP LIGHT

The DD60LP integrates a top light, enhancing visibility and precision for detailed work.

CODE COMPLIANCE

Helps meet OSHA requirement 1910:1000 for industrial air quality

DOWNDRAFT TABLE WITH TOP LIGHT	 Dimensions	 Velocity	 Capacity	 Construction	 Power	 Motor	 Clean-out tray	 Self-Contained	 Illumination:
	36" / 60" / 36"	150 - 400 FPM	2000 CFM-5000 CFM	14 & 16 Gauge Uni-body	120V 15 AMP 1PH	Direct drive blower motor with VFD	Removable clean-out tray	No outside ducting necessary	UL certified horizontal LED fixtures 4' light fixtures with 4 LED lamps - 120V 60Hz.



DOWN DRAFT TABLE CONSTRUCTION:

CONSTRUCTION: 16 GA. ZINC GALVANIZED STEEL PANELS, PRE PUNCHED

AND ASSEMBLED WITH 1/4 NUTS AND BOLTS
OUTSIDE DIMENSIONS: 6'-0" W X 3'-5" L X 7'-2" H

WORK SURFACE DIMENSIONS:
6'-0" W X 3'-0" L X 3'-0" H

POST EXHAUST FILTERS:
(1) EXHAUST FILTER 20" X 16"
PAINT POCKET

EXHAUST FILTERS:
(2) INTAKE FILTERS 30" X 34"
DRY TYPE FIBER GLASS

MECHANICAL:
BELT DRIVEN CAGE MOTORS. BELT DRIVEN MOTORS ARE TYPICALLY QUIETER AND PROVIDE MORE CONTROL OVER THE BLOWER SPEED AND AIRFLOW.

(1) 1HP 3PH MOTOR VOLTAGE 208-230/460
DELIVERS: 2,701 CFM @ 1.200" S.P.

AC MOTOR SPEED CONTROL:
ADJUSTABLE FREQUENCY DRIVE 3PH AC MOTORS NEMA 4X / IP 65



INTEGRATED TABLE LIGHT FOR IMPROVED VISIBILITY

ADDITIONAL INCLUDED FEATURES




Designed with a Post exhaust filter for a cleaner environment in the work area



Designed with removable grate for easy access and maintenance



VFD included in all models for better air control



Designed with an electrical outlet for convenient connection of your work tools



Designed with tool storage tray for easy access and organization



Design with a tool storage box to maximize work space in the down draft table

**RGI: DELIVERING QUALITY
SPRAY BOOTH SOLUTIONS,
MADE IN THE USA.**



INCREASED
EFFICIENCY
AND PROFIT



SAVE
MONEY
AND TIME



DECREASED
LABOR AND
ENERGY

CONTACT US TODAY

To get a quote or answer your questions



Phone
(209) 831-9209



E-mail
info@spraybooths.net

RGI [SPRAYBOOTHS.NET](https://www.spraybooths.net)





SPRAYBOOTH.NET

410 E. GRANT LINE RD.
BLDG 1
TRACY, CA 95376

PH 209.831.9202
FX 209.666.2089
INFO@SPRAYBOOTH.NET

VIEW OUR FULL PRODUCT LINE AT
WWW.SPRAYBOOTH.NET



AUTHORIZED DEALERS



NOW LOOKING FOR DISTRIBUTORS
EMAIL US AT: INFO@SPRAYBOOTH.NET