

PL6000DCX

Two-Post Parking Lift

6,000 lb. Capacity / Shared Columns / WIDE
SKU# 5175625

UNMATCHED VERSATILITY & CONVENIENCE

The PL-6000DCX is a game-changing two-post parking lift sporting an impressive 6,000-lb. lifting capacity. This innovative lift is designed for seamless integration, featuring shared columns that maximize your space efficiency, allowing you to fit more units in a smaller area. Whether you need to install it indoors or outdoors, the PL-6000DCX delivers unmatched versatility and convenience. This lift is your ultimate solution for efficient and secure vehicle storage.

GANGED/SHARED COLUMNS

Maximize your space and minimize your costs with shared columns. This innovative design allows for multiple installations in a confined area, making the most of your available space and budget.

PROFESSIONAL PACKING & DELIVERY

BendPak's expert packaging and logistics team ensures that your PL-6000DCX arrives in perfect condition. The compact package size simplifies unloading and handling, giving you peace of mind from the moment it leaves our facilities.

DEPENDABLE HYDRAULIC OPERATION

Featuring a single direct-drive hydraulic cylinder, the PL-6000DCX eliminates the need for complex screw mechanisms. This design provides enhanced reliability, smoother operation, and lower maintenance costs, keeping your lift in great condition long after purchase.

REDUCED OPERATING COSTS

The PL-6000DCX stands out with its innovative gravity-driven lowering system, cutting down on energy consumption by eliminating the need for an electric motor. This not only boosts efficiency but also translates to lower operating costs—making it a smart choice for both professionals and enthusiasts looking for performance and savings.




AUTOMATIC SAFETY DEVICE

Powerful load-holding devices automatically engage and lock the lift structure as it raises, preventing sudden free fall in the rare event of suspension component failure. Once raised to the desired height, the lift can be lowered onto the locks to minimize wear on suspension components, ensuring longevity and safety.

FEATURES

- Ganged column design allows multiple installations in a minimum space.
- Commercial grade design and construction
- Galvanized and corrugated anti-slip platform Freestanding design
- Full width channel-locked center panels protect lower vehicle
- Wide deck platform accommodates pickups, vans, and cars.
- Single dual telescoping direct-drive cylinder
- Manual safety lock holds platforms securely in place
- Maintenance free composite carriage bearings
- Hydraulic overloading protection



1-800-253-2363 • sales@bendpak.com
30440 Agoura Road Agoura Hills, CA 91301 USA



BendPak

© 2024 BendPak Inc. All rights reserved.

PL6000DCX

Two-Post Parking Lift
6,000 lb. Capacity / Shared Columns / WIDE
SKU# 5175625


SPECIFICATIONS

Lifting Capacity	6,000 lbs. (2,700 kg)
A Total Width	112 in. (2,847 mm)
B Lift Platform Length	157 in. (3,990 mm)
C Post Height*	131 in. (3,320 mm)
D Post, Center to Center Width	105.5 in. (2,682 mm)
E Post Support Length	60.25 in. (1,532 mm)
F Lifting Height	82.5 in. (2,100 mm)
G Control Column Height	71 in. (1,805 mm)
H Lift Platform (Usable Width)	94.5 in. (2,400 mm)
I Side Clearance Min.	2 in. (50.75 mm)
J Platform to Support	36.25 in. (918.25 mm)
K Length Overall	163.5 in. (4,152.5 mm)
Lifting Time	<50 Seconds
Motor	208-240V, 50/60Hz, 1 Phase, 4 HP, 22 Amps

*Balance chain adjustment adds up to 2.25 in.
Specifications subject to change without notice.

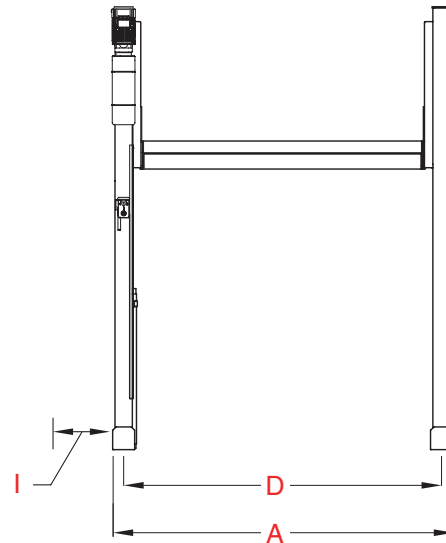
PL6000DCX Add-On

SKU# 5175643

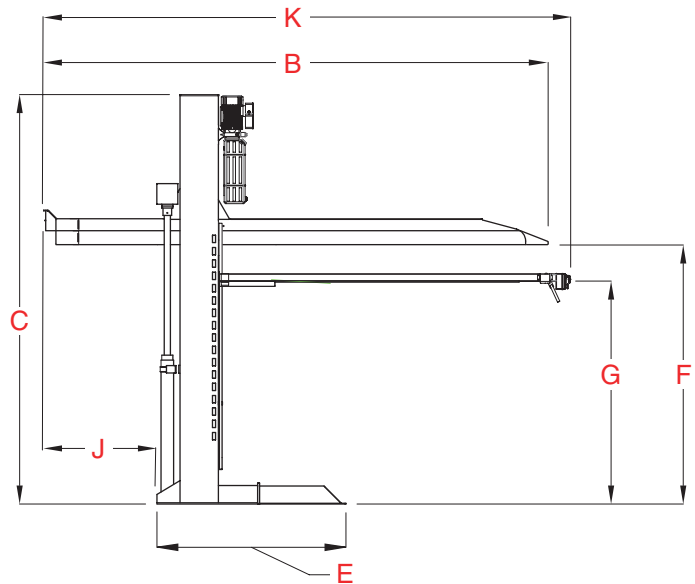


The PL-6000DCX ADD-ON column is designed to be attached to the PL-6000DCX. It enables you to fit more units into a smaller space. Can be installed in either indoor or outdoor locations.

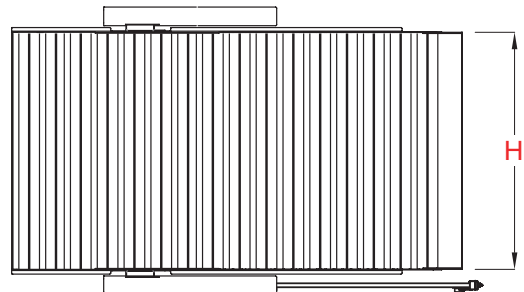
Front View



Side View



Top View



1-800-253-2363 • sales@bendpak.com
30440 Agoura Road Agoura Hills, CA 91301 USA



BendPak

© 2024 BendPak Inc. All rights reserved.